



Hello there!

As BIM workflows continue to evolve, BIMcollab refuses to sit still!

In this Tech Tip, we'll walk you through some important updates we have been working on that make your daily coordination experience more connected: users can now work with **document management and model coordination in one platform**, coordinate directly on **Revit models**, and integrate **Autodesk Forma** for better aligned workflows.

Explore what's new and how these updates can support your projects 📌

Your subscription now includes additional functionalities

Your BIMcollab subscription now gives you access to **document management and model coordination workflows in a single, integrated platform**. With our Model Quality Assurance (Nexus) and CDE (Twin) capabilities brought together in a single subscription, teams can manage **models, issues, and documents** without switching between separate licenses.

This means users who mainly worked with issue workflows can now start using **document management features directly from the Documents and To do's tabs**. Likewise, document-focused teams can now step into **model coordination and issue workflows via the Issues tab** and other related coordination features.

👉 And licenses got simpler, too!

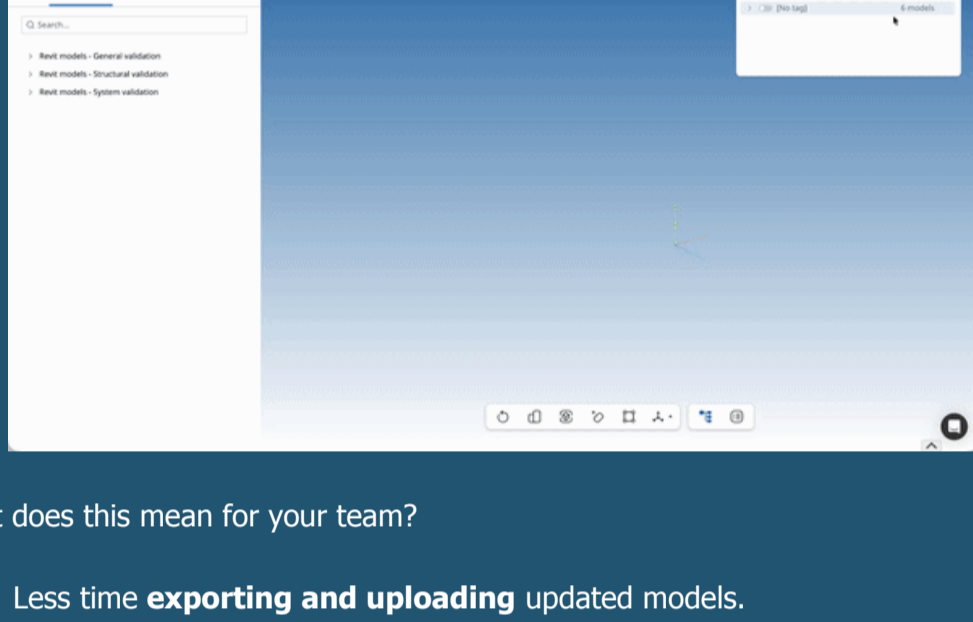
Administrators can now assign a **single BIMcollab license**, while continuing to manage BIMcollab Zoom licenses separately.

[FAQ about what changed](#)

Coordinate Revit models without the extra export steps

If you usually start your coordination workflow by asking "Has the Revit file been exported to IFC?", this update is for you.

BIMcollab WebViewer and BIMcollab Zoom now support working with **Revit models, alongside IFC models**. This means that teams can **review, coordinate, and check Revit models directly in BIMcollab**, without converting to IFC.



What does this mean for your team?

- Less time **exporting and uploading** updated models.
- Coordinate **directly on Revit design models** during meetings.
- Use the WebViewer for easier review of Revit models across **broader project teams**.
- Perform **BIMcollab Zoom model checks** directly on Revit models.

This is particularly useful for teams working in mixed environments, where IFC remains an important exchange format, but Revit models are still actively used throughout design and coordination workflows.

[Access our ready-to-use Revit toolkit](#)

Autodesk Forma sync: keeping teams on the same page

Autodesk integrations have been part of BIMcollab for some time now, but workflows often required multiple set-ups for the WebViewer and Zoom, and it was limited to IFC files.

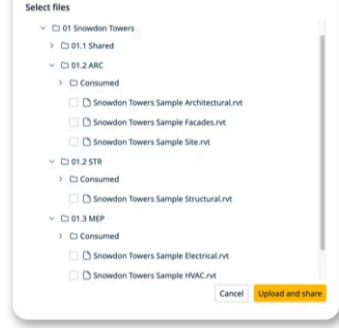
With the new **BIMcollab Document Sync**, and **Autodesk Forma integration**, Autodesk-hosted project files can now be connected and **shared directly to BIMcollab**. This will reduce duplicate files and keep models and file versions aligned across your project environment.

For **project administrators**, this means:

- Admins can **upload documents once** for all project users to access.
- Files **shared to WebViewer** can also be **accessed in Zoom**, without a separate sync setup.
- More confidence that everyone is reviewing the **same model version**.

For **users**, this means:

- All **Autodesk-hosted file types** can be synced to BIMcollab, while .IFC and .RVT files can also be viewed.
- **The file source** is clearly visible, making Autodesk or BIMcollab content easy to recognize.
- A simple **sync action** keeps the latest file versions available across BIMcollab.



[Connect Autodesk Forma](#)

Quick Tips



Easier user administration

Administrators can now assign or remove **licenses for multiple users at once**.

[Manage licenses](#)




Latest BIMcollab Zoom release

This Zoom release brings **support for Revit and Autodesk Forma** workflows, and several usability improvements.

[Download the latest Zoom](#)

Advice from BIMcollab experts:



*"BIMcollab Document Management uses **smart filters** to organize and retrieve documents. This is why **setting up metadata early** can make project information much easier to manage later on, including setting up consistent naming conventions and workflows."*

Dimitri Sonnenberg
BIMcollab Customer Success Manager

Did you know...

- ...BIMcollab keeps **document history** available, so earlier versions are never lost.
- ...You can view your space role and any additional permissions directly from the **My Account menu**.
- ...Document overview page now includes **predefined filters** to help you quickly find files relevant to your workflow.

